

# 15m WORK BOAT

15m CREW TRANSFER VESSEL & WORKBOAT FOR TARGE TOWING

· CAMARC DESIGN ·

WORK BOATS



## SPECIFICATION

**Owners** Targe Towing, UK

**Yard** Mainstay Marine, UK

**Year** 2017

**Classification** UK MCA

**Complement** 12 pax

### Dimensions

Overall Length 14.9m

Waterline Length 14.2m

Beam Overall 4.8m

Draught 1.6m

### Propulsion

Main Engines Twin Volvo Penta D13-450

Rating 450hp

Twin fixed pitch propellers

### Material

Hull Structure Steel

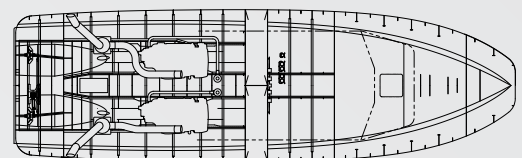
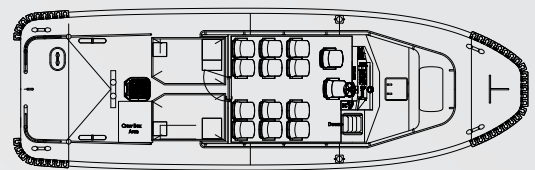
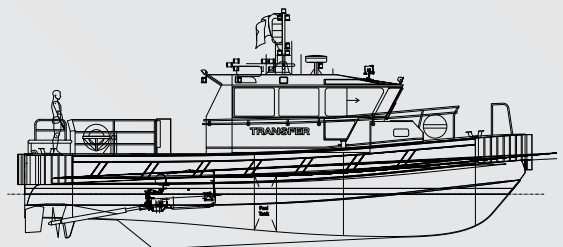
Superstructure Aluminium

### Performance

Speed, full load 16 knots

Fuel Capacity 3000 litres

Bollard Pull 6t



tel: +44(0)1369 701930

e-mail: [sales@camarc.com](mailto:sales@camarc.com)

web: [www.camarc.com](http://www.camarc.com)