

16m CREWBOAT - FERRY

FERRY



SPECIFICATION

Yard Greenbay Marine, Singapore

Year 2002

Classification ABS

Complement 25 passengers, 2 crew.

Dimensions

Overall Length 16m

Waterline Length 13.7m

Beam Overall 4.8m

Draught 0.75m

Propulsion

Main Engines Twin CAT 3406E

Rating 600hp

Twin Hamilton 391 waterjets

Material

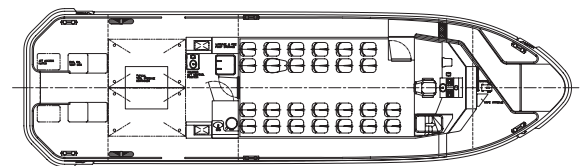
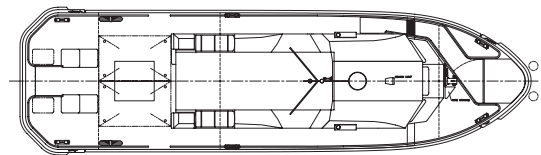
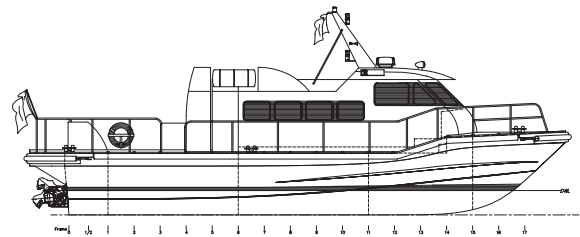
Hull Structure Aluminium

Superstructure Aluminium

Performance

Speed 30 Knots (max)

25 Knots (Loaded)



Fast Crewboat / Ferry for the Far East.

Camarc Design, UK

tel: +44(0)1369 701930

e-mail: sales@camarc.com

web: www.camarc.com

• CAMARC DESIGN •